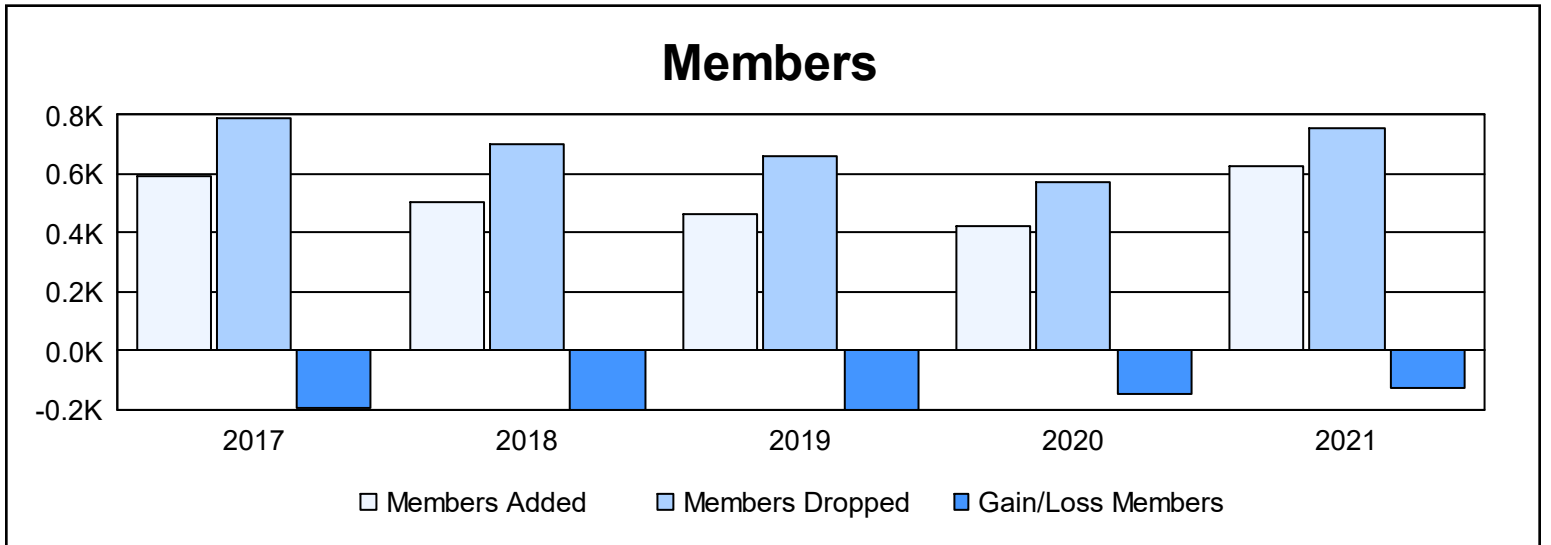
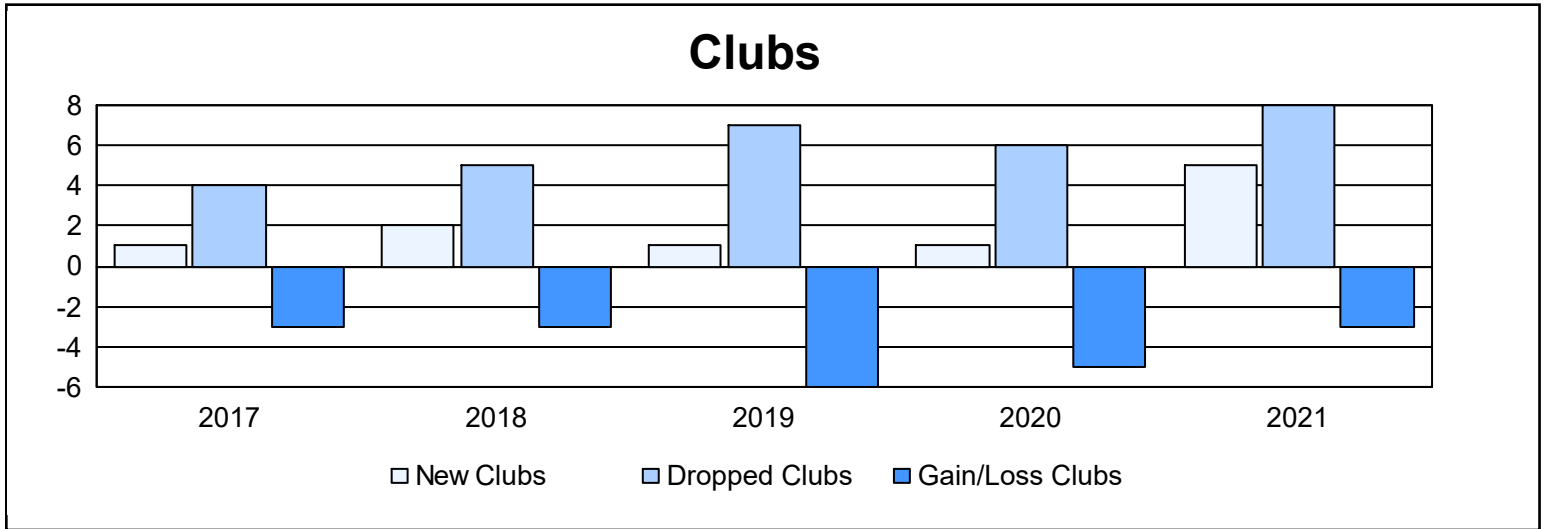
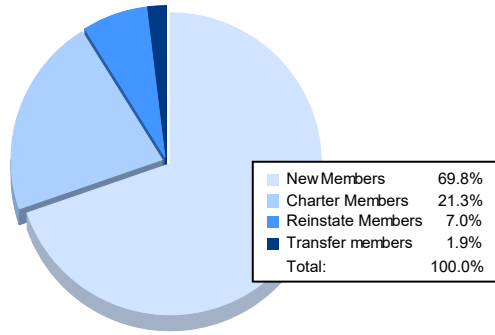


Year	New Clubs	Dropped Clubs	Gain/ Loss Clubs	New Members	Charter Members	Reinstate Members	Transfer Members	Total Member Added	Total Members Dropped	Gain/ Loss Members
2016-2017	1	4	-3	505	36	28	27	596	787	-191
2017-2018	2	5	-3	410	52	25	19	506	704	-198
2018-2019	1	7	-6	383	32	16	30	461	659	-198
2019-2020	1	6	-5	355	25	20	26	426	573	-147
2020-2021	5	8	-3	440	134	44	12	630	754	-124
<b>Average</b>	<b>2</b>	<b>6</b>	<b>-4</b>	<b>419</b>	<b>56</b>	<b>27</b>	<b>23</b>	<b>524</b>	<b>695</b>	<b>-172</b>



### Membership Composition June 2021 Cumulative



### Gender Composition June 2021 Cumulative

